

2008 Houchens Industries/KHSAA Girls' Sweet 16 - Game Box Score

Conner Lady Cougars vs. Henderson County Lady Colonels

Date: 03/13/2008 Time: 12 Noon CST Site: Diddle Arena, Bowling Green, KY Attendance: N

Visitors: Henderson County Lady Colonels

##	Name	P	FG	3 Pt	FT	PTS	ORB	DRB	TR	PF	AST	TO	BS	ST	MIN
10	Ariel Barnes		0/2	0/1	0/0	0	0	0	0	2	0	1	0	0	14:45
12	* Rinesha Soaper		5/11	2/2	3/3	19	1	3	4	2	4	5	0	0	32:00
14	Tara Dance		0/0	0/0	0/0	0	0	0	0	0	0	0	0	0	DNP
15	Krista Norman		0/0	0/0	0/0	0	0	0	0	1	0	0	0	0	1:31
20	Lauren Rodgers		0/0	0/0	0/0	0	0	0	0	0	0	0	0	0	DNP
22	Olivia Fruit		0/2	0/2	0/0	0	0	0	0	1	4	2	0	0	12:37
24	Sara Garrett		0/0	0/0	0/0	0	0	0	0	0	0	0	0	0	DNP
30	* Whitney Bingemer		4/5	0/1	0/0	8	0	4	4	2	3	2	0	1	26:19
31	Hannah Carroll		0/0	0/0	0/0	0	0	0	0	0	0	0	0	0	DNP
32	* Danielle Dixon		2/4	0/0	0/0	4	1	4	5	4	6	1	0	0	21:43
33	* Aubri Klutey		0/1	0/2	2/3	2	0	0	0	0	2	1	0	1	19:05
54	* Alyse Poindexter		13/22	0/0	1/5	27	6	11	17	4	2	2	4	1	32:00
	Team						1	4	5						
	Totals		24/47	2/8	6/11	60	9	26	35	16	21	14	4	3	160
	2 PT FG			1st Half	11/22	50.0%	2nd Half	13/25	52.0%	Game	24/47	51.1%			
	3 PT FG			1st Half	2/6	33.3%	2nd Half	0/2	0.00%	Game	2/8	25.0%			
	Free Throws			1st Half	0/1	0.00%	2nd Half	6/10	60.0%	Game	6/11	54.5%			

Home: Conner Lady Cougars

##	Name	P	FG	3 Pt	FT	PTS	ORB	DRB	TR	PF	AST	TO	BS	ST	MIN
1	Brittany Gilbreath		0/0	0/0	0/0	0	0	0	0	0	0	0	0	0	DNP
3	Sarah Osuna		0/0	0/0	0/0	0	0	0	0	0	0	0	0	0	DNP
4	* Denin Beasley		2/5	0/4	2/2	6	1	1	2	1	1	3	0	0	32:00
5	Brittany Kimball		0/0	0/0	0/0	0	0	0	0	0	0	0	0	0	DNP
10	Jerri Cameron		0/0	0/0	0/0	0	0	0	0	0	0	0	0	0	DNP
11	* Stephanie Hodges		4/13	0/0	2/5	10	4	5	9	4	3	3	0	1	25:56
12	* Allison Long		5/10	1/8	2/2	15	1	2	3	2	2	4	0	1	32:00
14	* Gela Haynes		1/1	0/0	4/6	6	0	2	2	3	1	1	0	0	20:31
15	Toria Fischer		0/0	0/0	0/0	0	0	0	0	0	0	1	0	0	2:20
21	Payton Malone		0/0	0/0	0/0	0	0	0	0	0	0	0	0	0	DNP
31	Sarah Begley		0/0	0/0	0/0	0	0	0	0	0	0	0	0	0	DNP
35	Sammy Johns		2/5	0/2	0/0	4	1	2	3	3	0	0	0	0	15:13
53	* Jordan Kremer		3/8	0/0	0/0	6	1	4	5	0	0	3	0	0	32:00
22	Carly Smith		0/0	0/0	0/0	0	0	0	0	0	0	0	0	0	DNP
34	Jazz Jackson		0/0	0/0	0/0	0	0	0	0	0	0	0	0	0	DNP
	Team						6	2	8						
	Totals		17/42	1/14	10/15	47	14	18	32	13	7	15	0	2	160
	2 PT FG			1st Half	7/20	35.0%	2nd Half	10/22	45.5%	Game	17/42	40.5%			
	3 PT FG			1st Half	0/5	0.00%	2nd Half	1/9	11.1%	Game	1/14	7.14%			
	Free Throws			1st Half	4/6	66.7%	2nd Half	6/9	66.7%	Game	10/15	66.7%			

	HEND	CON	HEND	CON	HEND	CON		
Free Throw Pts	6	10	3Pt Points	6	3	Pts/Possession	0.92	0.72
Pts off Turnovers	15	9	2nd Chance Points	2	6	Pts off Bench	0	4
Total Rebounds	35	32	Team Rebounds	5	8	Dead Ball Reb	2	8
Off Rebound %	33.3	35.0	Def Rebound %	65.0	66.7	Total Rebound %	52.2	47.8
3Pt Efficiency	-9.0	-19.8	Def. Stops	41	32	Pts/Shot	1.00	0.75

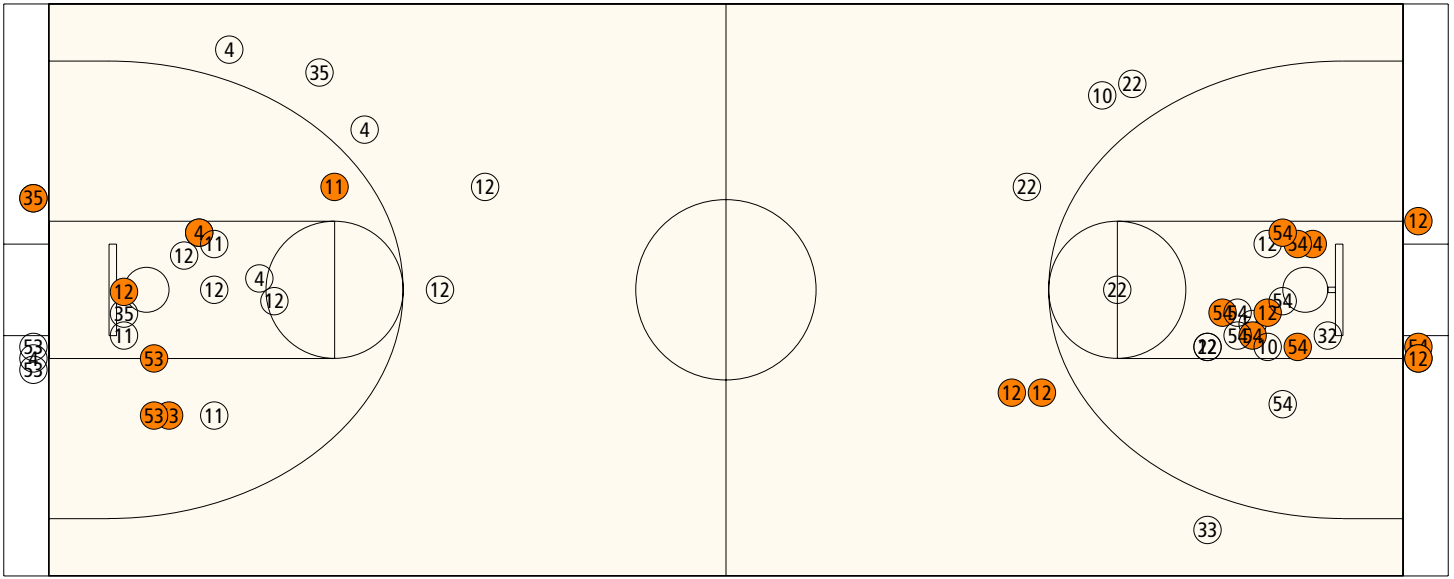
Technical Fouls: **HEND** None, **CON** None
 Officials: Boyd Harris, Will Jones, Sherianne Shuey

	Qtr 1	Qtr 2	Qtr 3	Qtr 4	OT 1	OT 2	OT 3	OT 4	Total
Henderson County Lady Colonels	12	16	16	16	0	0	0	0	60
Conner Lady Cougars	13	5	21	8	0	0	0	0	47

Largest Lead CON 45 HEND 60 (15 pts) **Lead Changes** 9 **Number of Ties** 2

Comments: None

FIRST HALF



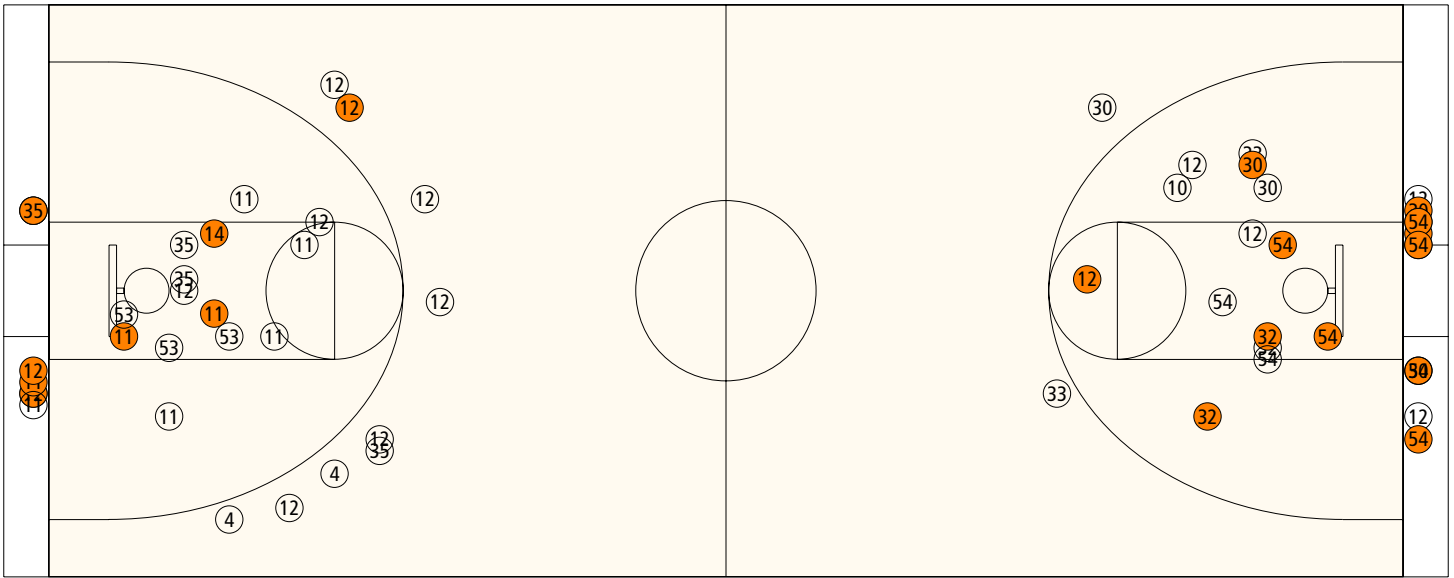
Conner

Shooting	Pts	Pts
2FG 7/20 (35.0%)	14	Pts/Shot 0.64
3FG 0/5 (0.00%)	0	2nd Eff Pts 4
TFG 7/25 (28.0%)		Pts off TO's 4
FT 4/6 (66.7%)	4	3Pt Eff -23.3
Scoring Distribution: 2FG 77.8% 3FG 0.0% FT 22.2%		

Henderson County

Shooting	Pts	Pts
2FG 11/22 (50.0%)	22	Pts/Shot 1.00
3FG 2/6 (33.3%)	6	2nd Eff Pts 0
TFG 13/28 (46.4%)		Pts off TO's 11
FT 0/1 (0.00%)	0	3Pt Eff +0.0
Scoring Distribution: 2FG 78.6% 3FG 21.4% FT 0.0%		

SECOND HALF



Conner

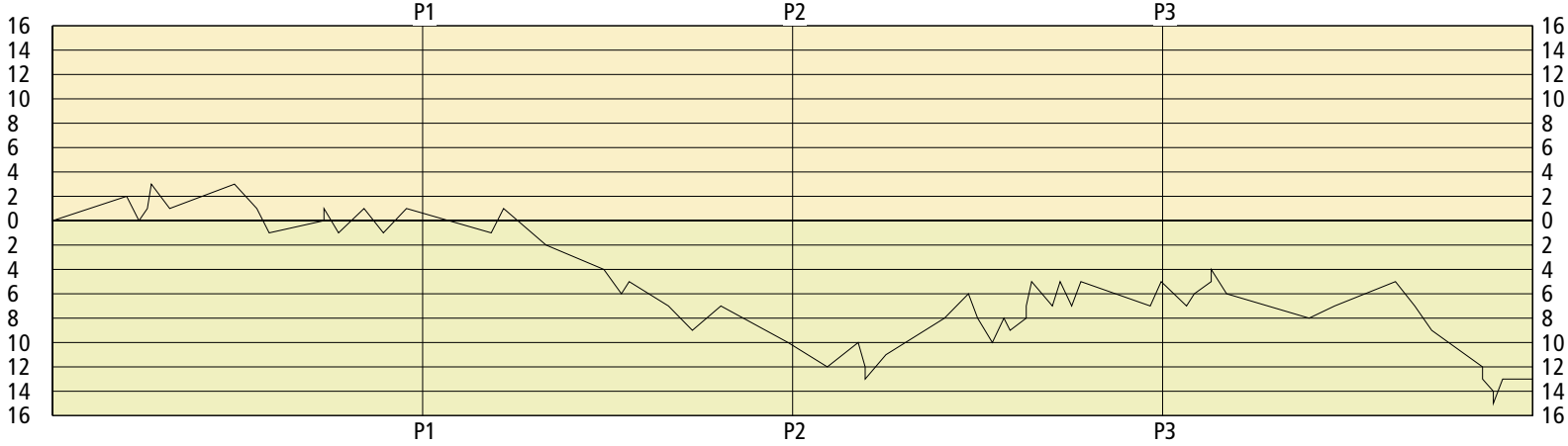
2FG 10/22 (45.5%)	20	Pts/Shot 0.83
3FG 1/9 (11.1%)	3	2nd Eff Pts 2
TFG 11/31 (35.5%)		Pts off TO's 5
FT 6/9 (66.7%)	6	3Pt Eff -19.2
Scoring Distribution: 2FG 69.0% 3FG 10.3% FT 20.7%		

Henderson County

2FG 13/25 (52.0%)	26	Pts/Shot 1.00
3FG 0/2 (0.00%)	0	2nd Eff Pts 2
TFG 13/27 (48.1%)		Pts off TO's 4
FT 6/10 (60.0%)	6	3Pt Eff -34.7
Scoring Distribution: 2FG 81.3% 3FG 0.0% FT 18.8%		

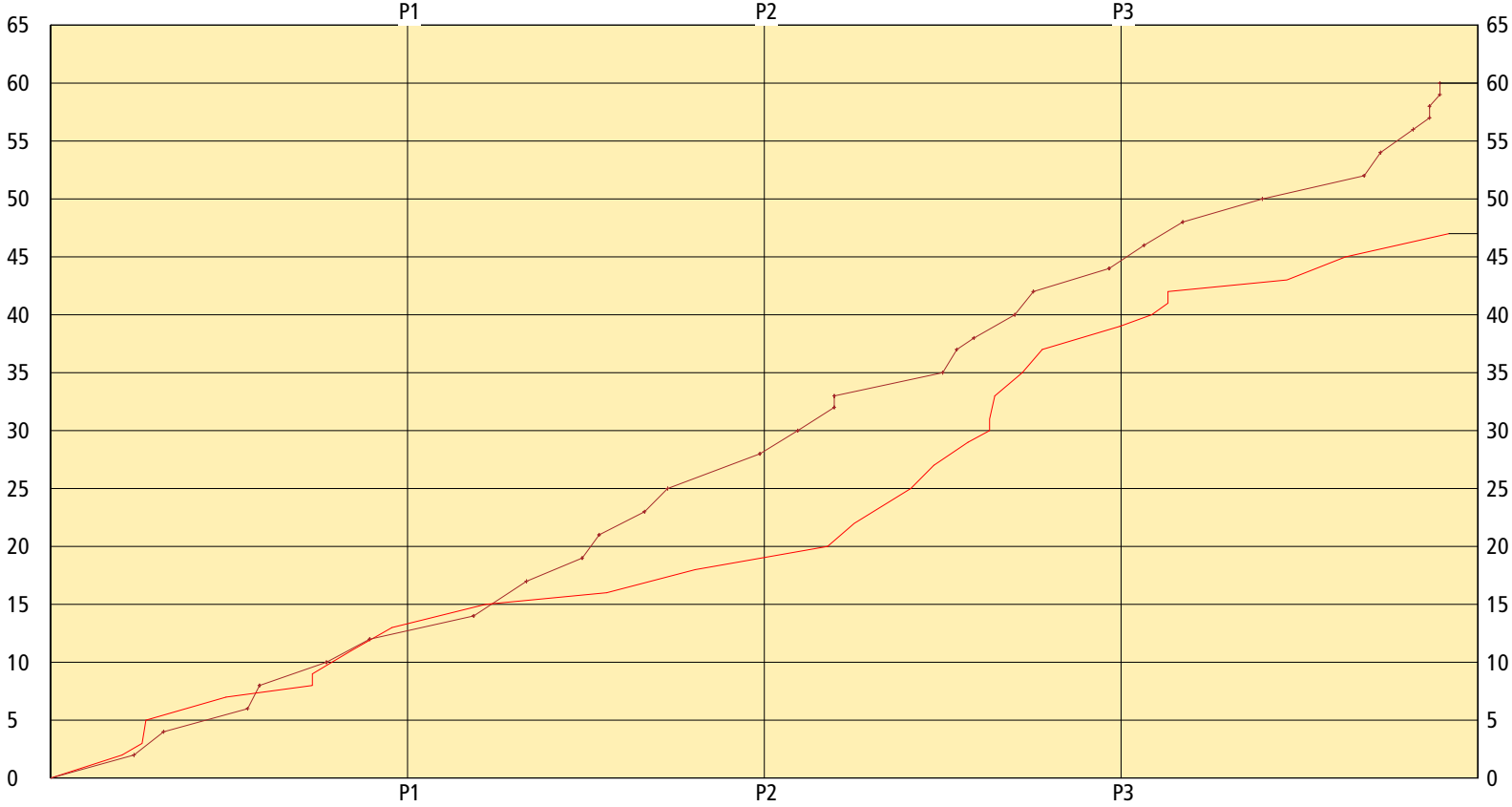
Lady Cougars

LEAD TIMELINE



Lady Colonels

Lady Cougars ——— SCORING TIMELINE
 Lady Colonels ———



Largest Lead CON 45 HEND 60 (15 pts) Lead Changes 9 Number of Ties 2

2008 Houchens Industries/KHSAA Girls' Sweet 16 - Play by Play Report - Scoring Only (pg 1)
Conner Lady Cougars vs. Henderson County Lady Colonels
Date: 03/13/2008 Time: 12 Noon CST Site: Diddle Arena, Bowling Green, KY Attendance: N

Name	Action	Action	Score	Clock	Diff	Name	Action	Action
S Hodges	FG Made		2-0	1 6:24	+2 (L1)			
			2-2	1 6:08	(T1)	A Poindexter	FG Made	D Dixon Assist
G Haynes	FT Made		3-2	1 5:57	+1	W Bingemer	Personal Foul	
J Kremer	FG Made	G Haynes Assist	5-2	1 5:52	+3			
			5-4	1 5:28	+1	A Poindexter	Layup Made	D Dixon Assist
D Beasley	FG Made		7-4	1 4:04	+3			
			7-6	1 3:35	+1	A Poindexter	FG Made	W Bingemer Assist
			7-8	1 3:19	-1 (L2)	R Soaper	FG Made	W Bingemer Assist
A Long	FT Made		8-8	1 2:08	(T2)	A Poindexter	Personal Foul	
A Long	FT Made		9-8	1 2:08	+1 (L3)			
			9-10	1 1:49	-1 (L4)	W Bingemer	Layup Made	O Fruit Assist
S Johns	Layup Made	D Beasley Assist	11-10	1 1:16	+1 (L5)			
			11-12	1 0:51	-1 (L6)	R Soaper	Layup Made	
J Kremer	FG Made		13-12	1 0:21	+1 (L7)			

End of Period Summary Lady Cougars 13 Lady Colonels 12

Largest Lead: Lady Cougars 5 Lady Colonels 2 (3 pts)
Lead in Period: Lady Cougars 5 Lady Colonels 2 (3 pts)
4 for 2 oppo pts
4 for 2 pts
5/13 for 38.5 %
3/4 for 75.0 %

Lead Changes: 7 Ties: 2
Lead Changes: 6 Ties: 2 (this period)
4 for 4 oppo pts
3 for 0 pts
6/16 for 37.5 %
0/0 for 0.00 %

Turnovers
2nd Chances
Field Goals
Free Throws

			13-14	2 6:31	-1 (L8)	R Soaper	Layup Made	
A Long	Putback Made		15-14	2 6:15	+1 (L9)			
			15-17	2 5:20	-2 (L10)	R Soaper	3Pt Made	A Poindexter Assist
			15-19	2 4:05	-4	A Poindexter	FG Made	R Soaper Assist
			15-21	2 3:42	-6	A Poindexter	FG Made	R Soaper Assist
G Haynes	FT Made		16-21	2 3:32	-5			
			16-23	2 2:41	-7	A Poindexter	FG Made	D Dixon Assist
			16-25	2 2:10	-9	A Poindexter	FG Made	O Fruit Assist
J Kremer	FG Made		18-25	2 1:33	-7			
			18-28	2 0:06	-10	R Soaper	3Pt Made	A Klutey Assist

End of Period Summary Lady Cougars 18 Lady Colonels 28

Largest Lead: Lady Cougars 18 Lady Colonels 28 (10 pts)
Lead in Period: Lady Cougars 18 Lady Colonels 28 (10 pts)
7 for 9 oppo pts
3 for 2 pts
2/12 for 16.7 %
1/2 for 50.0 %

Lead Changes: 10 Ties: 2
Lead Changes: 2 Ties: 0 (this period)
4 for 0 oppo pts
0 for 0 pts
7/12 for 58.3 %
0/1 for 0.00 %

Turnovers
2nd Chances
Field Goals
Free Throws

			18-30	3 7:15	-12	W Bingemer	Layup Made	A Poindexter Assist
A Long	Layup Made		20-30	3 6:35	-10			
			20-32	3 6:26	-12	R Soaper	Layup Made	
S Hodges	Personal Foul		20-33	3 6:26	-13	R Soaper	FT Made	
S Hodges	Putback Made		22-33	3 5:59	-11			
A Long	3Pt Made	S Hodges Assist	25-33	3 4:43	-8			
D Beasley	Layup Made		27-33	3 4:12	-6			
			27-35	3 4:00	-8	A Poindexter	Putback Made	
			27-37	3 3:41	-10	W Bingemer	FG Made	

2008 Houchens Industries/KHSAA Girls' Sweet 16 - Play by Play Report - Scoring Only (pg 2)
Conner Lady Cougars vs. Henderson County Lady Colonels
Date: 03/13/2008 Time: 12 Noon CST Site: Diddle Arena, Bowling Green, KY Attendance: N

Name	Action	Action	Score	Clock	Diff	Name	Action	Action
G Haynes	FG Made		29-37	3 3:26	-8			
			29-38	3 3:18	-9	A Poindexter	FT Made	
D Beasley	FT Made		30-38	3 2:57	-8			
D Beasley	FT Made		31-38	3 2:57	-7			
A Long	Layup Made		33-38	3 2:50	-5			
			33-40	3 2:23	-7	A Poindexter	Layup Made	O Fruit Assist
S Hodges	Layup Made	A Long Assist	35-40	3 2:13	-5			
			35-42	3 1:58	-7	W Bingemer	Layup Made	O Fruit Assist
A Long	Layup Made	S Hodges Assist	37-42	3 1:46	-5			
			37-44	3 0:16	-7	R Soaper	FG Made	D Dixon Assist
A Long	Layup Made	S Hodges Assist	39-44	3 0:02	-5			

End of Period Summary Lady Cougars 39 Lady Colonels 44

Largest Lead: Lady Cougars 20 Lady Colonels 33 (13 pts)
Lead in Period: Lady Cougars 20 Lady Colonels 33 (13 pts)
3 for 2 oppo pts
4 for 2 pts
9/18 for 50.0 %
2/2 for 100 %

Turnovers
2nd Chances
Field Goals
Free Throws

Lead Changes: 10 Ties: 2
Lead Changes: 0 Ties: 0 (this period)
2 for 2 oppo pts
4 for 2 pts
7/18 for 38.9 %
2/5 for 40.0 %

			39-46	4 7:29	-7	D Dixon	FG Made	A Klutey Assist
S Hodges	FT Made		40-46	4 7:19	-6			
G Haynes	FT Made		41-46	4 6:57	-5	A Poindexter	Personal Foul	
G Haynes	FT Made		42-46	4 6:57	-4			
			42-48	4 6:37	-6	D Dixon	FG Made	R Soaper Assist
			42-50	4 4:50	-8	A Poindexter	FG Made	D Dixon Assist
S Hodges	FT Made		43-50	4 4:17	-7			
S Johns	Layup Made	A Long Assist	45-50	4 2:58	-5			
			45-52	4 2:33	-7	A Poindexter	Layup Made	D Dixon Assist
			45-54	4 2:11	-9	A Poindexter	Layup Made	R Soaper Assist
			45-56	4 1:27	-11	A Poindexter	Layup Made	W Bingemer Assist
S Hodges	Personal Foul		45-57	4 1:05	-12	R Soaper	FT Made	
			45-58	4 1:05	-13	R Soaper	FT Made	
D Beasley	Personal Foul		45-59	4 0:51	-14	A Klutey	FT Made	
			45-60	4 0:51	-15	A Klutey	FT Made	
S Hodges	FG Made		47-60	4 0:39	-13			

End of Period Summary Lady Cougars 47 Lady Colonels 60

Largest Lead: Lady Cougars 45 Lady Colonels 60 (15 pts)
Lead in Period: Lady Cougars 45 Lady Colonels 60 (15 pts)
1 for 2 oppo pts
3 for 0 pts
2/13 for 15.4 %
4/7 for 57.1 %

Turnovers
2nd Chances
Field Goals
Free Throws

Lead Changes: 10 Ties: 2
Lead Changes: 0 Ties: 0 (this period)
4 for 3 oppo pts
2 for 0 pts
6/9 for 66.7 %
4/5 for 80.0 %

OFFICIAL BASKETBALL BOX SCORE

03/13/2008 12 Noon CST

Diddle Arena, Bowling Green, KY

Henderson County Lady Colonels vs Conner Lady Cougars

Final Box Score

No.	Henderson County Lady Colonels	Total FG		3-point		Free throw		Rebounds			F	TP	A	TO	BLK	STL	MIN	
		FG	FGA	FG	FGA	FT	FTA	Off	Def	Tot								
10	Ariel Barnes	0	3	0	1	0	0	0	0	0	2	0	0	1	0	0	14:45	
12	Rinesha Soaper	7	13	2	2	3	3	1	3	4	2	19	4	5	0	0	32:00	
14	Tara Dance	0	0	0	0	0	0	0	0	0	0	0	0	0	0	0	DNP	
15	Krista Norman	0	0	0	0	0	0	0	0	0	1	0	0	0	0	0	1:31	
20	Lauren Rodgers	0	0	0	0	0	0	0	0	0	0	0	0	0	0	0	DNP	
54	Alyse Poindexter	13	22	0	0	1	5	6	11	17	4	27	2	2	4	1	32:00	
30	Whitney Bingemer	4	6	0	1	0	0	0	4	4	2	8	3	2	0	1	26:19	
32	Danielle Dixon	2	4	0	0	0	0	1	4	5	4	4	6	1	0	0	21:43	
33	Aubri Klutey	0	3	0	2	2	3	0	0	0	0	2	2	1	0	1	19:05	
22	Olivia Fruit	0	4	0	2	0	0	0	0	0	1	0	4	2	0	0	12:37	
24	Sara Garrett	0	0	0	0	0	0	0	0	0	0	0	0	0	0	0	DNP	
31	Hannah Carroll	0	0	0	0	0	0	0	0	0	0	0	0	0	0	0	DNP	
Team (Included in Totals)																		
Totals		26	55	2	8	6	11	9	26	35	16	60	21	14	4	3	160	

Total FG%: 1st half 13 - 28 (46.4%) 2nd half 13 - 27 (48.1%) Game 26 - 55 (47.3%) Deadball
 3Pt FG%: 1st half 2 - 6 (33.3%) 2nd half 0 - 2 (0.00%) Game 2 - 8 (25.0%) rebounds
 FT%: 1st half 0 - 1 (0.00%) 2nd half 6 - 10 (60.0%) Game 6 - 11 (54.5%) 2

No.	Conner Lady Cougars	Total FG		3-point		Free throw		Rebounds			F	TP	A	TO	BLK	STL	MIN	
		FG	FGA	FG	FGA	FT	FTA	Off	Def	Tot								
1	Brittany Gilbreath	0	0	0	0	0	0	0	0	0	0	0	0	0	0	0	DNP	
3	Sarah Osuna	0	0	0	0	0	0	0	0	0	0	0	0	0	0	0	DNP	
4	Denin Beasley	2	9	0	4	2	2	1	1	2	1	6	1	3	0	0	32:00	
5	Brittany Kimball	0	0	0	0	0	0	0	0	0	0	0	0	0	0	0	DNP	
10	Jerri Cameron	0	0	0	0	0	0	0	0	0	0	0	0	0	0	0	DNP	
12	Allison Long	6	18	1	8	2	2	1	2	3	2	15	2	4	0	1	32:00	
53	Jordan Kremer	3	8	0	0	0	0	1	4	5	0	6	0	3	0	0	32:00	
11	Stephanie Hodges	4	13	0	0	2	5	4	5	9	4	10	3	3	0	1	25:56	
14	Gela Haynes	1	1	0	0	4	6	0	2	2	3	6	1	1	0	0	20:31	
35	Sammy Johns	2	7	0	2	0	0	1	2	3	3	4	0	0	0	0	15:13	
15	Toria Fischer	0	0	0	0	0	0	0	0	0	0	0	0	1	0	0	2:20	
21	Payton Malone	0	0	0	0	0	0	0	0	0	0	0	0	0	0	0	DNP	
31	Sarah Begley	0	0	0	0	0	0	0	0	0	0	0	0	0	0	0	DNP	
22	Carly Smith	0	0	0	0	0	0	0	0	0	0	0	0	0	0	0	DNP	
34	Jazz Jackson	0	0	0	0	0	0	0	0	0	0	0	0	0	0	0	DNP	
Team (Included in Totals)																		
Totals		18	56	1	14	10	15	14	18	32	13	47	7	15	0	2	160	

Total FG%: 1st half 7 - 25 (28.0%) 2nd half 11 - 31 (35.5%) Game 18 - 56 (32.1%) Deadball
 3Pt FG%: 1st half 0 - 5 (0.00%) 2nd half 1 - 9 (11.1%) Game 1 - 14 (7.14%) rebounds
 FT%: 1st half 4 - 6 (66.7%) 2nd half 6 - 9 (66.7%) Game 10 - 15 (66.7%) 8

Technical Fouls: None

Attendance: N

Officials: Boyd Harris, Will Jones, Sherianne Shuey

Score by Period	1st	2nd	3rd	4th	Final	Record	Overall	Conf
Henderson County Lady Colonels	12	16	16	16	60	Lady Colonels		
Conner Lady Cougars	13	5	21	8	47	Lady Cougars		

Lady Cougars Lady Colonels	
Points off Turnovers	9 15
Points in the Paint	24 32
3pt Efficiency	-19.8 -9.0
Largest Lead	45 60 (15 pts)

Lady Cougars Lady Colonels	
Second Effort Points	6 2
3 Point Points	3 6
Points/Shot	0.75 1.00
Lead Changes	9

Lady Cougars Lady Colonels	
Bench Points	4 0
Free Throw Points	10 6
Defensive Stops	32 41
Number of Ties	2

Game comments: None